



STATE OF NEVADA  
DEPARTMENT OF TAXATION

Web Site: <https://tax.nv.gov>

1550 College Parkway, Suite 115  
Carson City, Nevada 89706-7937  
Phone: (775) 684-2000 Fax: (775) 684-2020

RENO OFFICE  
4600 Kietzke Lane  
Building L, Suite 235  
Reno, Nevada 89502  
Phone: (775) 687-9999  
Fax: (775) 688-1303

STEVE SISOLAK  
Governor  
JAMES DEVOLLD  
Chair, Nevada Tax Commission  
MELANIE YOUNG  
Executive Director

LAS VEGAS OFFICE  
Grant Sawyer Office Building, Suite 1300  
555 E. Washington Avenue  
Las Vegas, Nevada 89101  
Phone: (702) 486-2300 Fax: (702) 486-2373

HENDERSON OFFICE  
2550 Paseo Verde Parkway, Suite 180  
Henderson, Nevada 89074  
Phone: (702) 486-2300  
Fax: (702) 486-3377

May 6, 2021

Ms. Savannah Rucker, Comptroller  
Town of Pahrump  
2101 E. Calvada Blvd, Suite 200  
Pahrump, NV 89048

Re: Tentative Budget – Fiscal 2021-22

Dear Ms. Rucker:

The Department of Taxation has examined your fiscal year 2021-2022 tentative budget pursuant to NRS 354.596(5) and we find it to be in compliance with the law and appropriate regulations.

**Please be reminded a proof of publication on the notice of the public hearing must be transmitted to the Department with your final budget per NRS 354.598 (3).**

If you should have any questions, please do not hesitate to call me at (775) 684-2027, or e-mail address at [barragan@tax.state.nv.us](mailto:barragan@tax.state.nv.us).

Sincerely,

A handwritten signature in black ink, appearing to read "Evelyn P. Barragan".

Evelyn P. Barragan  
Budget Analyst  
Department of Taxation  
Local Government Finance



**Town of Pahrump**  
2100 E Walt Williams Drive, Suite 100  
Pahrump, NV 89048  
(775) 727-5107

Nevada Department of Taxation  
1550 College Parkway, Suite 115  
Carson City, NV 89706-7921

Town of Pahrump herewith submits the FINAL budget for the  
fiscal year ending June 30, 2022

This budget contains 1 funds, including Debt Service, requiring property tax revenues totaling \$4,264,739

The property tax rates computed herein are based on preliminary data. If the final state computed revenue limitation permits, the tax rate will be increased by an amount not to exceed 0 If the final computation requires, the tax rate will be lowered.


This budget contains 21 governmental fund types with estimated expenditures of \$24,335,238 and 3 proprietary funds with estimated expenses of \$ 5,624,819

Copies of this budget have been filed for public record and inspection in the offices enumerated in NRS 354.596 (Local Government Budget and Finance Act).

CERTIFICATION





I Savannah Rucker  
(Printed Name)  
Comptroller  
(Title)

certify that all applicable funds and financial operations of this Local Government are listed herein

Signed   
DocuSigned by:  
AC746A7A15D14B3...

Dated: May 18, 2021

APPROVED BY THE GOVERNING BOARD

SCHEDULED PUBLIC HEARING:

Date and Time May 18th, 2021 at 10:00 a.m.

Publication Date May 7, 2021

Place: Commissioners' Chambers, 2100 E. Walt Williams Drive, Pahrump, NV

	<b><u>DESCRIPTION</u></b>	<b><u>FORM</u></b>	<b><u>PAGE</u></b>
1	Letter of Transmittal		1
2	Budget Index		2
3	Budget Message		3
4	Statistical Data: FTE's, Population, Assessed Value, Tax Rate.	Schedule S-2	4
5	Property Tax Rate and Revenue Reconciliation.	Schedule S-3	5
6	Budget Revenue Summary - Governmental Fund Types	Schedule - A	6
7	Budget Expenditures Summary - Governmental Fund Types	Schedule A-1	7
8	Proprietary Funds - 745: Net Income Summary	Schedule A-2	8
<b><u>GOVERNMENTAL FUND TYPES</u></b>			
9	General Fund		
10	- Revenue Detail	Schedule B	9
11	- Expenditure Detail for General Fund (25101)	Schedule B	10
12	- Expenditure Summary by Function & Transfers	Schedule B	11
<b><u>SPECIAL REVENUE FUNDS</u></b>			
13	Road Gas Tax Fund - 25205	Schedule B	12
14	Fall Festival Fund - 25217	Schedule B	13
15	State Tourism Room Tax Fund - 25220	Schedule B	14
16	Economic Development Room Tax Fund - 25221	Schedule B	15
17	Tourism Room Tax Fund - 25222	Schedule B	16
18	Parks & Recreation Room Tax Fund - 25223	Schedule B	17
19	Arena Room Tax Fund - 25224	Schedule B	18
20	Airport Room Tax Fund - 25225	Schedule B	19
21	Public Safety Sales Tax - Sheriff - 25234	Schedule B	20
22	Public Safety Sales Tax - Fire - 25235	Schedule B	21
23	Fire Impact Fee Fund - 25251	Schedule B	22
24	Parks Impact Fee Fund - 25252	Schedule B	23
25	Business License Fund - 25268	Schedule B	24
26	Cemetery Fund - 25272	Schedule B	25
27	Cemetery Perpetual Care Fund - 25273	Schedule B	26
28	Fairgrounds Room Tax Fund - 25414	Schedule B	27
<b><u>CAPITAL PROJECTS FUNDS</u></b>			
29	General Fund Capital Projects Fund - 25401	Schedule B	28
30	General Fund Ad Valorem Capital Projects Fund - 25402	Schedule B	29
31	Arena Capital Project Fund - 25411	Schedule B	30
32	TV Construction Capital Project Fund - 25412	Schedule B	31
<b><u>ENTERPRISE FUND</u></b>			
33	Ambulance Fund - 25520: Revenues, Expenses & Net Income	Schedule F-1	32
34	Ambulance Fund - 25520: Statement of Cashflows	Schedule F-2	33
35	Golf Course Fund - 25521: Revenues, Expenses & Net Income	Schedule F-1	34
36	Golf Course Fund - 25521 Statement of Cashflows	Schedule F-2	35
37	OPEB Trust Fund - 25704 Revenues, Expenses & Net Income	Schedule F-1	36
38	OPEB Trust Fund - 25704 Statement of Cashflows	Schedule F-2	37
39	Transfer Reconciliation	Schedule T	38
40	Lobbying Expense Estimate	Schedule 30	39
41	Contracts	Schedule 31	40
42	Schedule of Privatization Contracts	Schedule 32	41

**BUDGET MESSAGE**

- 1 The General Fund ending fund balance at June 30, 2021 is projected at **\$2,141,356**
  
- 2 This amount represents approximately **40.21%** of the FY22 projected expenditures, transfer to debt service and contingency allocation.

## FULL TIME EQUIVALENT EMPLOYEES BY FUNCTION

FUND NAME	PRIOR YEAR ENDING 06/30/20	ESTIMATED CURRENT YEAR ENDING 06/30/21	BUDGET YEAR ENDING 06/30/22
General Government	21.00	21.00	21.00
Judicial			
Public Safety	41.00	41.00	41.00
Public Works			
Sanitation			
Health			
Welfare			
Culture and Recreation			
Community Support			
TOTAL GENERAL GOVERNMENT	62.00	62.00	62.00
Utilities			
Hospitals			
Transit Systems			
Airports			
Other			
TOTAL	62.00	62.00	62.00
POPULATION (AS OF JULY 1) *	40,473	41,069	41,482
Source of Population Estimate	State	State	State
Assessed Valuation (Secured and Unsecured Only)	1,285,016,637	1,201,082,232	1,251,197,924
Net Proceeds of Mines			
TOTAL ASSESSED VALUE	1,285,016,637	1,201,082,232	1,251,197,924
TAX RATE			
General Fund	0.4417	0.4417	0.4417
Special Revenue Funds			
Capital Projects Funds			
Debt Service Funds			
Enterprise Fund			
Other			
TOTAL TAX RATE	0.4417	0.4417	0.4417

\* Use the population certified by the state in March. (Small districts may use a number developed per the instructions (page 6) or the best information available.)

Town of Pahrump

## SCHEDULE S-2 - STATISTICAL DATA

## PROPERTY TAX RATE AND REVENUE RECONCILIATION

Fiscal Year 2021-2022

	(1)	(2)	(3)	(4)	(5)	(6)	(7)
	ALLOWED TAX RATE	ASSESSED VALUATION	ALLOWED AD VALOREM REVENUE [(1) X (2)/100]	TAX RATE LEVIED	TOTAL AD VALOREM REVENUE WITH NO CAP [(2, line A)X(4)/100]	AD VALOREM TAX ABATEMENT [(5)-(7)]	BUDGETED AD VALOREM REVENUE WITH CAP
OPERATING RATE:							
A. PROPERTY TAX Subject to Revenue Limitations	0.5139	1,251,197,924	6,429,906	0.4085	5,111,569	1,161,939	3,949,630
B. PROPERTY TAX Outside Revenue Limitations: Net Proceeds of Mines	0.0000	0	0	0.0000	0	0	0
VOTER APPROVED:							
C. Voter Approved Overrides	0.0000	0	0	0.0000	0	0	0
LEGISLATIVE OVERRIDES							
D. Accident Indigent (NRS 428.185)	0.0000	0	0	0.0000	0	0	0
E. Medical Indigent (NRS 428.285)	0.0000	0	0	0.0000	0	0	0
F. Capital Acquisition (NRS 354.59815)	0.0000	0	0	0.0000	0	0	0
G. Youth Services Levy (NRS 62.327)	0.0000	0	0	0.0000	0	0	0
H. Legislative Overrides	0.0000	0	0	0.0000	0	0	0
I. SCCRT Loss (NRS 354.59813)	0.0410	1,251,197,924	512,991	0.0332	414,972	99,863	315,110
J. Other:	0.0000	0	0	0.0000	0	0	0
K. Other:	0.0000	0	0	0.0000	0	0	0
L. SUBTOTAL LEGISLATIVE OVERRIDES	0.0410	1,251,197,924	512,991	0.0332	414,972	99,863	315,110
M. SUBTOTAL A, C, L	0.5549	1,251,197,924	6,942,897	0.4417	5,526,541	1,261,802	4,264,739
N. Debt	0.0000	0	0	0.0000	0	0	0
O. TOTAL M AND N	0.5549	1,251,197,924	6,942,897	0.4417	5,526,541	1,261,802	4,264,739

Town of Pahump  
SCHEDULE S-3 PROPERTY TAX RATE  
AND REVENUE RECONCILIATION

If an entity chooses to budget for an amount in column 5 which is lower or higher than the amount produced by the formula, please attach an explanation.

## SCHEDULE A - ESTIMATED REVENUES AND OTHER RESOURCES - GOVERNMENTAL FUND TYPES, EXPENDABLE TRUST FUNDS &amp; TAX SUPPORTED PROPRIETARY FUND TYPES

Budget For Fiscal Year Ending June 30, 2022

Budget Summary for Town of Pahrump

	GOVERNMENTAL FUNDS AND EXPENDABLE TRUST FUNDS					OTHER FINANCING SOURCES OTHER THAN TRANSFERS IN	OPERATING TRANSFERS IN	TOTAL	
	FUND NAME	BEGINNING EUND BALANCES	CONSOLIDATED TAX REVENUE	PROPERTY TAX REQUIRED	TAX RATE	OTHER REVENUE			
		(1)	(2)	(3)	(4)	(5)	(6)	(7)	
		(1)	(2)	(3)	(4)	(5)	(6)	(8)	
1	General (25101)	3,896,437	1,202,899	4,264,739	0.4417	457,000	0	0	9,821,075
2	Gas Tax (25205)	0	0	0	0.0000	300,000	0	0	300,000
3	Fall Festival (25217)	0	0	0	0.0000	175,000	0	100,000	275,000
4	State Room Tax (25220)	41,040	0	0	0.0000	94,100	0	0	135,140
5	Room Tax Econ. Dev. (25221)	505,600	0	0	0.0000	25,300	0	0	530,900
6	Room Tax Tourism (25222)	277,247	0	0	0.0000	349,000	0	0	626,247
7	Room Tax Parks (25223)	78,136	0	0	0.0000	44,000	0	0	122,136
8	Room Tax Arena (25224)	253,472	0	0	0.0000	44,500	0	0	297,972
9	Room Tax Airport (25225)	0	0	0	0.0000	0	0	0	0
10	Public Safety Sales Tax - Sheriff (25234)	890,544	0	0	0.0000	1,847,159	0	0	2,737,703
11	Public Safety Sales Tax - Fire (25235)	4,135,890	0	0	0.0000	1,802,500	0	0	5,938,390
12	Fire Impact Fee Fund (25251)	255,947	0	0	0.0000	76,500	0	0	332,447
13	Parks Impact Fee Fund (25252)	271,090	0	0	0.0000	100,500	0	0	371,590
14	Business License (25268)	524,351	0	0	0.0000	150,500	0	0	674,851
15	Cemetery (25272)	204,066	0	0	0.0000	10,100	0	350,000	564,166
16	Cemetery Perpetual Care (25273)	207,870	0	0	0.0000	5,500	0	0	213,370
17	Room Tax Fairgrounds (25414)	2,201,030	0	0	0.0000	315,000	0	0	2,516,030
18	Capital Project Regular (25401)	2,538,031	0	0	0.0000	4,000	0	1,800,000	4,342,031
19	Ad Valorem Cap. Projects (25402)	16,888	0	0	0.0000	30,400	0	0	47,288
20	Arena Cap. Projects (25411)	80,432	0	0	0.0000	1,100	0	0	81,532
21	T.V. Construction (25412)	18,115	0	0	0.0000	200	0	0	18,315
22	Debt Service (25391)	0	0	0	0.0000	0	0	0	0
23	Subtotal Governmental Fund Types, Expendable Trust Funds	16,396,186	1,202,899	4,264,739	0.4417	5,832,359	0	2,250,000	29,946,183

SCHEDULE A-1 ESTIMATED EXPENDITURES AND OTHER FINANCING USES

Budget For Fiscal Year Ending June 30, 2022

Budget Summary for Town of Pahrump

Fall Festival (25217) | R | 0 | 0 | 0 | 0 | 0 | 0 | 0 | 0

		SALARIES AND WAGES (1)	EMPLOYEE BENEFITS (2)	SERVICES SUPPLIES AND OTHER CHARGES ** (3)	CAPITAL OUTLAY *** (4)	CONTINGENCIES AND USES OTHER THAN OPERATING TRANSFERS OUT (5)	OPERATING TRANSFERS OUT (6)	ENDING FUND BALANCES (7)	TOTAL (8)	
1	General (25101)	-	2,163,810	1,358,259	1,634,150	223,500	150,000	2,141,356	9,821,075	
2	Gas Tax (25205)	R	0	0	300,000	0	0	0	300,000	
3	Fall Festival (25217)	R	0	0	250,000	0	0	25,000	275,000	
4	State Room Tax (25220)	R	2,000	750	120,000	0	0	12,390	135,140	
5	Room Tax Ec. Dev. (25221)	R	2,000	750	200,000	300,000	0	28,150	530,900	
6	Room Tax Tourism (25222)	R	148,551	75,688	395,000	0	0	7,007	626,247	
7	Room Tax Parks (25223)	R	1,000	500	25,000	90,000	0	5,636	122,136	
8	Room Tax Arena (25224)	R	0	0	25,000	265,000	0	7,972	297,972	
9	Room Tax Airport (25225)	R	0	0	0	0	0	0	0	
10	Public Safety Sales Tax - Sheriff	R	675,000	525,000	287,703	1,250,000	0	0	2,737,703	
11	Public Safety Sales Tax - Fire	R	440,731	324,179	86,748	4,500,000	0	586,733	5,938,390	
12	Fire Impact Fee Fund (25251)	R	0	0	0	325,000	0	7,447	332,447	
13	Parks Impact Fee Fund (25252)	R	0	0	0	365,000	0	6,590	371,590	
14	Business License (25268)	R	177,150	102,705	31,000	348,765	0	15,232	674,851	
15	Cemetery (25272)	R	15,000	5,000	21,300	515,000	0	7,866	564,166	
16	Cemetery Perpetual Care (25273)	R	0	0	0	0	0	213,370	213,370	
17	Room Tax Fairgrounds (25414)	R	20,000	10,000	95,000	2,375,000	0	16,030	2,516,030	
18	Capital Project Regular (25401)	C	0	0	0	4,119,000	0	223,031	4,342,031	
19	Ad Valorem Cap. Projects (25402)	C	0	0	0	45,000	0	2,288	47,288	
20	Arena Cap. Projects (25411)	C	0	0	0	80,000	0	1,532	81,532	
21	T.V. Construction (25412)	C	0	0	5,000	10,000	0	3,315	18,315	
22	Debt Service (25391)	D	0	0	0	0	0	0	0	
<b>TOTAL GOVERNMENTAL FUND TYPES AND EXPENDABLE TRUST FUNDS</b>			<b>3,645,242</b>	<b>2,402,830</b>	<b>3,475,901</b>	<b>14,811,265</b>	<b>150,000</b>	<b>2,150,000</b>	<b>3,310,945</b>	<b>29,946,183</b>

\* FUND TYPES: R - Special Revenue  
 C - Capital Projects  
 D - Debt Service  
 T - Expendable Trust

\*\* Include Debt Service Requirements in this column

\*\*\* Capital Outlay must agree with CIP except in General Fund.



SCHEDULE A-2 PROPRIETARY AND NONEXPENDABLE TRUST FUNDS

Budget For Fiscal Year Ending June 30, 2021

Budget Summary for Town of Pahrump

FUND NAME	*	OPERATING REVENUES (1)	OPERATING EXPENSES (2) **	NONOPERATING REVENUES (3)	NONOPERATING EXPENSES (4)	OPERATING TRANSFERS		NET INCOME (7)
						IN (5)	OUT (6)	
Ambulance	E	4,705,319	4,705,819	500	0	0		(0)
Golf Course	E	280,000	871,500	120,500	0	0		(471,000)
OPEB Trust	E	107,500	47,500	500	0	0		60,500
TOTAL		5,092,819	5,624,819	121,500	0	0	0	(410,500)

\* FUND TYPES: E - Enterprise  
 I - Internal Service  
 N - Nonexpendable Trust

\*\* Including Depreciation

<b><u>REVENUES</u></b>	(1)	(2)	(3) (4) BUDGET YEAR ENDING 06/30/22	
	ACTUAL PRIOR YEAR ENDING 6/30/2020	ESTIMATED CURRENT YEAR ENDING 6/30/2021	TENTATIVE APPROVED	FINAL APPROVED
<b>TAXES:</b>				
Property Taxes	3,737,766	3,998,051	4,264,739	4,264,739
Subtotal	3,737,766	3,998,051	4,264,739	4,264,739
<b>LICENSES AND PERMITS:</b>				
Licenses and Permits	835,473	786,275	405,000	405,000
Subtotal	835,473	786,275	405,000	405,000
<b>INTERGOVERNMENTAL REVENUES:</b>				
Consolidated Tax	1,096,700	852,442	1,202,899	1,202,899
Subtotal	1,096,700	852,442	1,202,899	1,202,899
<b>FINES AND FORFEITURES:</b>				
Fines & Fees	1,140	1,770	2,000	2,000
Subtotal	1,140	1,770	2,000	2,000
<b>MISCELLANEOUS:</b>				
Charge for Services	8,890	22,125	25,000	25,000
Other	182,289	22,125	25,000	25,000
Subtotal	191,179	44,250	50,000	50,000
<b>SUBTOTAL REVENUE ALL SOURCES</b>	<b>5,862,258</b>	<b>5,682,788</b>	<b>5,924,638</b>	<b>5,924,638</b>
<b>OTHER FINANCING SOURCES:</b>				
Operating Transfers In (Schedule T)	0	0	0	0
<b>SUBTOTAL OTHER FIN. SOURCES</b>	<b>0</b>	<b>0</b>	<b>0</b>	<b>0</b>
<b>BEGINNING FUND BALANCE:</b>				
Reserved				
Unreserved	4,787,643	4,898,440	3,896,437	3,896,437
<b>TOTAL BEGINNING FUND BALANCE</b>	<b>4,787,643</b>	<b>4,898,440</b>	<b>3,896,437</b>	<b>3,896,437</b>
Prior Period Adjustments				
Residual Equity Transfers				
<b>TOTAL AVAILABLE RESOURCES</b>	<b>10,649,901</b>	<b>10,581,228</b>	<b>9,821,075</b>	<b>9,821,075</b>

NOTE: Column 3 & 4 CTX Revenue - Due to the current declining economy and the COVID-19 situation, for the purposes of budgeting only, the Town is projecting lower tax revenues.

Town of Pahrump

SCHEDULE B - GENERAL FUND (25101)

<b><u>EXPENDITURES BY FUNCTION AND ACTIVITY</u></b>	(1) ACTUAL PRIOR YEAR ENDING 6/30/2020	(2) ESTIMATED CURRENT YEAR ENDING 6/30/2021	(3) (4) BUDGET YEAR ENDING 06/30/22	
			TENTATIVE APPROVED	FINAL APPROVED
ADMINISTRATION:				
Salaries and Wages	144,773	218,641	241,235	241,235
Employee Benefits	88,808	108,023	115,639	115,639
Services and Supplies	295,371	645,388	689,500	689,500
Capital Outlay	1,476	0	10,000	10,000
SUBTOTAL ACTIVITY	530,428	972,052	1,056,374	1,056,374
BUILDINGS & GROUNDS (includes Park & Recreation):				
Salaries and Wages	468,357	589,948	707,968	736,838
Employee Benefits	331,777	379,592	424,942	446,930
Services and Supplies	408,953	386,650	429,500	429,500
Capital Outlay	419,158	0	100,000	103,500
SUBTOTAL ACTIVITY	1,628,245	1,356,190	1,662,410	1,716,768
FIRE DEPARTMENT (282):				
Salaries and Wages	904,039	881,764	1,169,737	1,169,737
Employee Benefits	546,326	748,531	789,690	789,690
Services and Supplies	222,184	353,628	403,150	403,150
Capital Outlay	148,500	0	100,000	100,000
SUBTOTAL ACTIVITY	1,821,049	1,983,923	2,462,577	2,462,577
ARENA ACTIVITIES:				
Salaries and Wages	4,307	15,264	16,000	16,000
Employee Benefits	1,634	5,724	6,000	6,000
Services and Supplies	18,253	20,350	22,000	22,000
Capital Outlay	0	0	5,000	5,000
SUBTOTAL ACTIVITY	24,194	41,338	49,000	49,000
TELEVISION:				
Services and Supplies	7,903	13,875	15,000	15,000
Capital Outlay	0	0	5,000	5,000
SUBTOTAL ACTIVITY	7,903	13,875	20,000	20,000
HEALTH:				
Services and Supplies	37,500	50,000	50,000	50,000
Capital Outlay	0	0	0	0
SUBTOTAL ACTIVITY	37,500	50,000	50,000	50,000
COMMUNITY SUPPORT				
Community Support	0	23,125	25,000	25,000
Donations	0	0	0	0
SUBTOTAL ACTIVITY	0	23,125	25,000	25,000
TOTAL ACTIVITY	4,049,319	4,440,503	5,325,361	5,379,719

Town of Pahrump

## SCHEDULE B-10 - GENERAL FUND - 25101

FUNCTION - Various

<b>EXPENDITURES BY FUNCTION AND ACTIVITY:</b>		(1)	(2)	(3) (4) BUDGET YEAR ENDING 06/30/22	
		ACTUAL PRIOR YEAR ENDING 6/30/2020	ESTIMATED CURRENT YEAR ENDING 6/30/2021	TENTATIVE APPROVED	FINAL APPROVED
PAGE	FUNCTION SUMMARY				
	General Government	2,158,673	2,328,242	2,718,784	2,773,142
	Judicial				
	Public Safety	1,821,049	1,983,923	2,462,577	2,462,577
	Public Works				
	Sanitation				
	Health	37,500	50,000	50,000	50,000
	Welfare				
	Culture and Recreation	32,097	55,213	69,000	69,000
	Community Support	0	23,125	25,000	25,000
	Debt Service				
	Intergovernmental Expenditures				
	<b>TOTAL EXPENDITURES - ALL FUNCTIONS</b>	<b>4,049,319</b>	<b>4,440,503</b>	<b>5,325,361</b>	<b>5,379,719</b>
	<b>OTHER USES:</b>				
	CONTINGENCY (not to exceed 3% or total expenditures)	0	100,000	150,000	150,000
	Operating Transfers Out (Schedule T)				
	Cemetery Fund	150,000	75,000	350,000	350,000
	Capital Project Fund	1,200,000	1,869,288	1,800,000	1,800,000
	Ambulance Debt Service	0	0	0	0
	Ambulance Fund	352,142	200,000	610,000	0
	<b>Subtotal Transfers</b>	<b>1,702,142</b>	<b>2,144,288</b>	<b>2,760,000</b>	<b>2,150,000</b>
	<b>TOTAL EXPENDITURES AND OTHER USES</b>	<b>5,751,461</b>	<b>6,684,791</b>	<b>8,235,361</b>	<b>7,679,719</b>
	<b>ENDING FUND BALANCE:</b>				
	Reserved				
	Unreserved	4,898,440	3,896,437	1,585,714	2,141,356
	<b>TOTAL ENDING FUND BALANCE</b>	<b>4,898,440</b>	<b>3,896,437</b>	<b>1,585,714</b>	<b>2,141,356</b>
	<b>TOTAL GENERAL FUND COMMITMENTS AND FUND BALANCE</b>	<b>10,649,901</b>	<b>10,581,228</b>	<b>9,821,075</b>	<b>9,821,075</b>

Town of Pahrump

SCHEDULE B - GENERAL FUND (25101)

SCHEDULE B - SUMMARY EXPENDITURES, OTHER USES AND FUND BALANCE

GENERAL FUND - ALL FUNCTIONS

<b><u>RESOURCES</u></b>	(1) ACTUAL PRIOR YEAR ENDING 6/30/2020	(2) ESTIMATED CURRENT YEAR ENDING 6/30/2021	(3) (4) BUDGET YEAR ENDING 06/30/22	
			TENTATIVE APPROVED	FINAL APPROVED
REVENUES:				
Gas Tax	237,371	275,000	300,000	300,000
Interest Income	5,296	0	0	
Subtotal	242,667	275,000	300,000	300,000
OTHER FINANCING SOURCES:				
BEGINNING FUND BALANCE				
Reserved				
Unreserved	0	0	0	0
TOTAL BEGINNING FUND BALANCE	0	0	0	0
Prior Period Adjustment(s)	0	0	0	0
Residual Equity Transfers	0	0	0	0
TOTAL RESOURCES	242,667	275,000	300,000	300,000
EXPENDITURES:				
Roads (Intergovernmental Transfer to Nye County)	242,667	275,000	300,000	300,000
Total Expenditures	242,667	275,000	300,000	300,000
OTHER USES:				
CONTINGENCY (not to exceed 3% or total expenditures)	0	0	0	0
Operating Transfers Out (Schedule T)	0	0	0	0
ENDING FUND BALANCE				
Reserved				
Unreserved	0	0	0	0
TOTAL ENDING FUND BALANCE	0	0	0	0
TOTAL COMMITMENTS & FUND BALANCE	242,667	275,000	300,000	300,000

Town of Pahump

SCHEDULE B

Road Special Revenue Fund

FUND - Gax Tax - 25205

<b><u>RESOURCES</u></b>	(1)	(2)	(3) (4) BUDGET YEAR ENDING 06/30/22	
	ACTUAL PRIOR YEAR ENDING 6/30/2020	ESTIMATED CURRENT YEAR ENDING 6/30/2021	TENTATIVE APPROVED	FINAL APPROVED
REVENUES:				
Fees and Charges	0	0	175,000	175,000
Interest Income	0	0	0	0
Subtotal	0	0	175,000	175,000
OTHER FINANCING SOURCES:				
Operating Transfers In	0	0	100,000	100,000
Grants	0	0	0	0
Subtotal	0	0	100,000	100,000
BEGINNING FUND BALANCE				
Reserved				
Unreserved	0	0	0	0
TOTAL BEGINNING FUND BALANCE	0	0	0	0
Prior Period Adjustment(s)	0	0	0	0
Residual Equity Transfers	0	0	0	0
TOTAL RESOURCES	0	0	275,000	275,000
EXPENDITURES:				
Salaries and Wages	0	0	0	0
Employee Benefits	0	0	0	0
Services and Supplies	0	0	250,000	250,000
Capital Outlay	0	0	0	0
Transfer to Fairgrounds & Parks RT Fund	0	0	0	0
Total Expenditures	0	0	250,000	250,000
OTHER USES:				
CONTINGENCY (not to exceed 3% or total expenditures)	0	0	0	0
Operating Transfers Out (Schedule T)	0	0	0	0
ENDING FUND BALANCE				
Reserved				
Unreserved	0	0	25,000	25,000
TOTAL ENDING FUND BALANCE	0	0	25,000	25,000
TOTAL COMMITMENTS & FUND BALANCE	0	0	275,000	275,000

Town of Pahrump

## SCHEDULE B

FUND - Fall Festival Special Revenue Fund - 25217

<b><u>RESOURCES</u></b>	(1)	(2)	(3) (4) BUDGET YEAR ENDING 06/30/22	
	ACTUAL PRIOR YEAR ENDING 6/30/2020	ESTIMATED CURRENT YEAR ENDING 6/30/2021	TENTATIVE APPROVED	FINAL APPROVED
REVENUES:				
Room Taxes	61,316	36,573	55,000	55,000
Grants	42,059	4,437	39,000	39,000
Misc Revenue	0	0	0	0
Interest	3,470	100	100	100
Subtotal	106,845	41,110	94,100	94,100
OTHER FINANCING SOURCES:				
BEGINNING FUND BALANCE				
Reserved				
Unreserved	108,360	116,680	41,040	41,040
TOTAL BEGINNING FUND BALANCE	108,360	116,680	41,040	41,040
Prior Period Adjustment(s)	0	0	0	0
Residual Equity Transfers	0	0	0	0
TOTAL RESOURCES	215,205	157,790	135,140	135,140
EXPENDITURES:				
Salaries and Wages	673	2,000	2,000	2,000
Employee Benefits	230	750	750	750
Services and Supplies	97,622	110,000	120,000	120,000
Capital Outlay	0	4,000	0	0
Total Expenditures	98,525	116,750	122,750	122,750
OTHER USES:				
Operating Transfers Out	0	0	0	0
ENDING FUND BALANCE				
Reserved				
Unreserved	116,680	41,040	12,390	12,390
TOTAL ENDING FUND BALANCE	116,680	41,040	12,390	12,390
TOTAL COMMITMENTS & FUND BALANCE	215,205	157,790	135,140	135,140

## Town of Pahrump

## SCHEDULE B

FUND - Special State Room Tax - 25220

<b><u>RESOURCES</u></b>	(1) ACTUAL PRIOR YEAR ENDING 6/30/2020	(2) ESTIMATED CURRENT YEAR ENDING 6/30/2021	(3) (4) BUDGET YEAR ENDING 06/30/22	
			TENTATIVE APPROVED	FINAL APPROVED
REVENUES:				
Room Taxes	0	0	0	0
Grant	25,000	25,000	25,000	25,000
Misc Income	0	0	0	0
Interest	18,611	150	300	300
Subtotal	43,611	25,150	25,300	25,300
OTHER FINANCING SOURCES:				
BEGINNING FUND BALANCE				
Reserved				
Unreserved	554,833	598,200	505,600	505,600
TOTAL BEGINNING FUND BALANCE	554,833	598,200	505,600	505,600
Prior Period Adjustment(s)	0	0	0	0
Residual Equity Transfers	0	0	0	0
TOTAL RESOURCES	598,444	623,350	530,900	530,900
EXPENDITURES:				
Salaries	179	2,000	2,000	2,000
Employee Benefits	65	750	750	750
Services and Supplies	0	30,000	200,000	200,000
Capital Outlay	0	0	300,000	300,000
Total Expenditures	244	32,750	502,750	502,750
OTHER USES:				
CONTINGENCY (not to exceed 3% or total expenditures)	0	0	0	0
Operating Transfers Out (Schedule T)	0	85,000	0	0
ENDING FUND BALANCE				
Reserved				
Unreserved	598,200	505,600	28,150	28,150
TOTAL ENDING FUND BALANCE	598,200	505,600	28,150	28,150
TOTAL COMMITMENTS & FUND BALANCE	598,444	623,350	530,900	530,900

Town of Pahrump

## SCHEDULE B

FUND - Room Tax Economic Development - 25221



<u>RESOURCES</u>	(1)	(2)	(3) (4) BUDGET YEAR ENDING 06/30/22	
	ACTUAL PRIOR YEAR ENDING 6/30/2020	ESTIMATED CURRENT YEAR ENDING 6/30/2021	TENTATIVE APPROVED	FINAL APPROVED
REVENUES:				
Room Taxes	392,415	234,065	348,000	348,000
Charges for Services	0	0	0	0
Interest	7,527	500	1,000	1,000
Grants	0	59,550	0	0
Subtotal	399,942	294,115	349,000	349,000
OTHER FINANCING SOURCES:				
Operating Transfers In	0	85,000	0	0
BEGINNING FUND BALANCE				
Reserved				
Unreserved	219,822	243,694	277,247	277,247
TOTAL BEGINNING FUND BALANCE	219,822	243,694	277,247	277,247
Prior Period Adjustment(s)	0	0	0	0
Residual Equity Transfers	0	0	0	0
TOTAL RESOURCES	619,764	622,809	626,247	626,247
EXPENDITURES:				
Salaries and Wages	127,134	137,243	148,551	148,551
Employee Benefits	63,862	73,319	75,688	75,688
Services & Supplies	183,236	135,000	395,000	395,000
Capital Outlay	1,838	0	0	0
Total Expenditures	376,070	345,562	619,240	619,240
OTHER USES:				
CONTINGENCY (not to exceed 3% or total expenditures)	0	0	0	0
Operating Transfers Out (Schedule T)	0	0	0	0
ENDING FUND BALANCE				
Reserved				
Unreserved	243,694	277,247	7,007	7,007
TOTAL ENDING FUND BALANCE	243,694	277,247	7,007	7,007
TOTAL COMMITMENTS & FUND BALANCE	619,764	622,809	626,247	626,247

Town of Pahrump

## SCHEDULE B

FUND - Room Tax Tourism - 25222

<b>RESOURCES</b>	(1) ACTUAL PRIOR YEAR ENDING 6/30/2020	(2) ESTIMATED CURRENT YEAR ENDING 6/30/2021	(3) (4) BUDGET YEAR ENDING 06/30/22	
			TENTATIVE APPROVED	FINAL APPROVED
<b>REVENUES:</b>				
Room Taxes	49,052	29,258	43,500	43,500
Grants	152,294	59,225	0	0
Interest	6,829	250	500	500
Subtotal	208,175	88,733	44,000	44,000
<b>OTHER FINANCING SOURCES:</b>				
Operating Transfer In - from Fall Festival	0	0	0	0
<b>BEGINNING FUND BALANCE</b>				
Reserved				
Unreserved	145,298	243,903	78,136	78,136
<b>TOTAL BEGINNING FUND BALANCE</b>	145,298	243,903	78,136	78,136
Prior Period Adjustment(s)	0	0	0	0
Residual Equity Transfers	0	0	0	0
<b>TOTAL RESOURCES</b>	<b>353,473</b>	<b>332,636</b>	<b>122,136</b>	<b>122,136</b>
<b>EXPENDITURES:</b>				
Salaries and Wages	231	1,000	1,000	1,000
Employee Benefits	83	500	500	500
Services & Supplies	15,950	25,000	25,000	25,000
Capital Outlay	93,306	228,000	90,000	90,000
Total Expenditures	109,570	254,500	116,500	116,500
<b>OTHER USES:</b>				
CONTINGENCY (not to exceed 3% or total expenditures)	0	0	0	0
Operating Transfers Out (Schedule T)	0	0	0	0
<b>ENDING FUND BALANCE</b>				
Reserved				
Unreserved	243,903	78,136	5,636	5,636
<b>TOTAL ENDING FUND BALANCE</b>	<b>243,903</b>	<b>78,136</b>	<b>5,636</b>	<b>5,636</b>
<b>TOTAL COMMITMENTS &amp; FUND BALANCE</b>	<b>353,473</b>	<b>332,636</b>	<b>122,136</b>	<b>122,136</b>

Town of Pahrump

SCHEDULE B

FUND - Room Tax Parks - 25223

<b><u>RESOURCES</u></b>	(1)	(2)	(3) (4) BUDGET YEAR ENDING 06/30/22	
	ACTUAL PRIOR YEAR ENDING 6/30/2020	ESTIMATED CURRENT YEAR ENDING 6/30/2021	TENTATIVE APPROVED	FINAL APPROVED
REVENUES:				
Room Taxes	49,052	29,258	43,500	43,500
Interest	18,341	500	1,000	1,000
Subtotal	67,393	29,758	44,500	44,500
OTHER FINANCING SOURCES:				
Operating Transfer In - from Fall Festival	0	0	0	0
BEGINNING FUND BALANCE				
Reserved				
Unreserved	568,021	548,714	253,472	253,472
TOTAL BEGINNING FUND BALANCE	568,021	548,714	253,472	253,472
Prior Period Adjustment(s)	0	0	0	0
Residual Equity Transfers	0	0	0	0
TOTAL RESOURCES	635,414	578,472	297,972	297,972
EXPENDITURES:				
Salaries and Wages	0	0	0	0
Employee Benefits	0	0	0	0
Services & Supplies	0	25,000	25,000	25,000
Capital Outlay	86,700	300,000	265,000	265,000
Total Expenditures	86,700	325,000	290,000	290,000
OTHER USES:				
CONTINGENCY (not to exceed 3% or total expenditures)	0	0	0	0
Operating Transfers Out (Schedule T)	0	0	0	0
ENDING FUND BALANCE				
Reserved				
Unreserved	548,714	253,472	7,972	7,972
TOTAL ENDING FUND BALANCE	548,714	253,472	7,972	7,972
TOTAL COMMITMENTS & FUND BALANCE	635,414	578,472	297,972	297,972

## Town of Pahrump

## SCHEDULE B

## FUND - Room Tax Arena - 25224

<b><u>RESOURCES</u></b>	(1)	(2)	(3) BUDGET YEAR ENDING 06/30/22	
	ACTUAL PRIOR YEAR ENDING 6/30/2020	ESTIMATED CURRENT YEAR ENDING 6/30/2021	TENTATIVE APPROVED	FINAL APPROVED
REVENUES:				
Room Taxes	0	0	0	0
Interest	0	0	0	0
Subtotal	0	0	0	0
OTHER FINANCING SOURCES:				
BEGINNING FUND BALANCE				
Reserved				
Unreserved	11,860	0	0	0
TOTAL BEGINNING FUND BALANCE	11,860	0	0	0
Prior Period Adjustment(s)	0	0	0	0
Residual Equity Transfers	0	0	0	0
TOTAL RESOURCES	11,860	0	0	0
EXPENDITURES:				
Services & Supplies	0	0	0	0
Capital Outlay	0	0	0	0
Total Expenditures	0	0	0	0
OTHER USES:				
CONTINGENCY (not to exceed 3% or total expenditures)	0	0	0	0
Operating Transfers Out (Schedule T)	11,860	0	0	0
ENDING FUND BALANCE				
Reserved				
Unreserved	0	0	0	0
TOTAL ENDING FUND BALANCE	0	0	0	0
TOTAL COMMITMENTS & FUND BALANCE	11,860	0	0	0

Town of Pahrump

SCHEDULE B

FUND - Room Tax Airport - 25225

<b><u>RESOURCES</u></b>	(1)	(2)	(3) BUDGET YEAR ENDING 06/30/22	
	ACTUAL PRIOR YEAR ENDING 6/30/2020	ESTIMATED CURRENT YEAR ENDING 6/30/2021	TENTATIVE APPROVED	FINAL APPROVED
REVENUES:				
Intergovernment	1,605,042	1,750,750	1,842,159	1,842,159
Interest	20,251	5,000	5,000	5,000
Subtotal	1,625,293	1,755,750	1,847,159	1,847,159
OTHER FINANCING SOURCES:				
BEGINNING FUND BALANCE				
Reserved				
Unreserved	737,545	899,794	890,544	890,544
TOTAL BEGINNING FUND BALANCE	737,545	899,794	890,544	890,544
Prior Period Adjustment(s)	0	0	0	0
Residual Equity Transfers	0	0	0	0
TOTAL RESOURCES	2,362,838	2,655,544	2,737,703	2,737,703
EXPENDITURES:				
Salaries & Wages	651,442	650,000	675,000	675,000
Employee Benefits	437,706	440,000	525,000	525,000
Services & Supplies	76,111	400,000	287,703	287,703
Capital Outlay	297,785	275,000	1,250,000	1,250,000
Total Expenditures	1,463,044	1,765,000	2,737,703	2,737,703
OTHER USES:				
CONTINGENCY (not to exceed 3% or total expenditures)	0	0	0	0
Operating Transfers Out (Schedule T)				
ENDING FUND BALANCE				
Reserved				
Unreserved	899,794	890,544	0	0
TOTAL ENDING FUND BALANCE	899,794	890,544	0	0
TOTAL COMMITMENTS & FUND BALANCE	2,362,838	2,655,544	2,737,703	2,737,703

## Town of Pahrump

## SCHEDULE B

## FUND - Public Safety Sales Tax (Sheriff) - 25234

<b><u>RESOURCES</u></b>	(1)	(2)	(3) (4) BUDGET YEAR ENDING 06/30/22	
	ACTUAL PRIOR YEAR ENDING 6/30/2020	ESTIMATED CURRENT YEAR ENDING 6/30/2021	TENTATIVE APPROVED	FINAL APPROVED
REVENUES:				
Intergovernment	1,605,042	1,300,000	1,800,000	1,800,000
Interest	115,542	1,250	2,500	2,500
Subtotal	1,720,584	1,301,250	1,802,500	1,802,500
OTHER FINANCING SOURCES:				
BEGINNING FUND BALANCE				
Reserved				
Unreserved	3,934,381	4,174,161	4,135,890	4,135,890
TOTAL BEGINNING FUND BALANCE	3,934,381	4,174,161	4,135,890	4,135,890
Prior Period Adjustment(s)	0	0	0	0
Residual Equity Transfers	0	0	0	0
TOTAL RESOURCES	5,654,965	5,475,411	5,938,390	5,938,390
EXPENDITURES:				
Salaries & Wages	452,295	435,880	440,731	440,731
Employee Benefits	293,941	316,893	324,179	324,179
Services & Supplies	50,623	86,748	86,748	86,748
Capital Outlay	683,945	500,000	4,500,000	4,500,000
Total Expenditures	1,480,804	1,339,521	5,351,657	5,351,657
OTHER USES:				
CONTINGENCY (not to exceed 3% or total expenditures)	0	0	0	0
Operating Transfers Out (Schedule T)	0	0	0	0
ENDING FUND BALANCE				
Reserved				
Unreserved	4,174,161	4,135,890	586,733	586,733
TOTAL ENDING FUND BALANCE	4,174,161	4,135,890	586,733	586,733
TOTAL COMMITMENTS & FUND BALANCE	5,654,965	5,475,411	5,938,390	5,938,390

Town of Pahrump

## SCHEDULE B

## FUND - Public Safety Sales Tax (Fire) - 25235

<b><u>RESOURCES</u></b>	(1)	(2)	(3) (4) BUDGET YEAR ENDING 06/30/22	
	ACTUAL PRIOR YEAR ENDING 6/30/2020	ESTIMATED CURRENT YEAR ENDING 6/30/2021	TENTATIVE APPROVED	FINAL APPROVED
REVENUES:				
Intergovernment	55,097	75,000	75,000	75,000
Interest	23,248	750	1,500	1,500
Subtotal	78,345	75,750	76,500	76,500
OTHER FINANCING SOURCES:				
BEGINNING FUND BALANCE				
Reserved				
Unreserved	748,080	765,197	255,947	255,947
TOTAL BEGINNING FUND BALANCE	748,080	765,197	255,947	255,947
Prior Period Adjustment(s)	0	0	0	0
Residual Equity Transfers	0	0	0	0
TOTAL RESOURCES	826,425	840,947	332,447	332,447
EXPENDITURES:				
Services & Supplies	0	0	0	0
Capital Outlay	61,228	585,000	325,000	325,000
Total Expenditures	61,228	585,000	325,000	325,000
OTHER USES:				
CONTINGENCY (not to exceed 3% or total expenditures)	0	0	0	0
Operating Transfers Out (Schedule T)	0	0	0	0
ENDING FUND BALANCE				
Reserved				
Unreserved	765,197	255,947	7,447	7,447
TOTAL ENDING FUND BALANCE	765,197	255,947	7,447	7,447
TOTAL COMMITMENTS & FUND BALANCE	826,425	840,947	332,447	332,447

Town of Pahrump

SCHEDULE B

FUND - Fire Impact Fees - 25251

<b><u>RESOURCES</u></b>	(1)	(2)	(3) (4) BUDGET YEAR ENDING 06/30/22	
	ACTUAL PRIOR YEAR ENDING 6/30/2020	ESTIMATED CURRENT YEAR ENDING 6/30/2021	TENTATIVE APPROVED	FINAL APPROVED
REVENUES:				
Intergovernment	104,903	130,000	100,000	100,000
Interest	12,798	250	500	500
Subtotal	117,701	130,250	100,500	100,500
OTHER FINANCING SOURCES:				
BEGINNING FUND BALANCE				
Reserved				
Unreserved	391,644	490,840	271,090	271,090
TOTAL BEGINNING FUND BALANCE	391,644	490,840	271,090	271,090
Prior Period Adjustment(s)	0	0	0	0
Residual Equity Transfers	0	0	0	0
TOTAL RESOURCES	509,345	621,090	371,590	371,590
EXPENDITURES:				
Services & Supplies	0	0	0	0
Capital Outlay	18,505	350,000	365,000	365,000
Total Expenditures	18,505	350,000	365,000	365,000
OTHER USES:				
CONTINGENCY (not to exceed 3% or total expenditures)	0	0	0	0
Operating Transfers Out (Schedule T)	0	0	0	0
ENDING FUND BALANCE				
Reserved				
Unreserved	490,840	271,090	6,590	6,590
TOTAL ENDING FUND BALANCE	490,840	271,090	6,590	6,590
TOTAL COMMITMENTS & FUND BALANCE	509,345	621,090	371,590	371,590

Town of Pahrump

SCHEDULE B

FUND - Parks Impact Fees - 25252



<b><u>RESOURCES</u></b>	(1)	(2)	(3) (4) BUDGET YEAR ENDING 06/30/22	
	ACTUAL PRIOR YEAR ENDING 6/30/2020	ESTIMATED CURRENT YEAR ENDING 6/30/2021	TENTATIVE APPROVED	FINAL APPROVED
<b>REVENUES:</b>				
Town Business Licenses	183,068	132,750	150,000	150,000
Misc	0	0	0	0
Interest	18,898	250	500	500
Subtotal	201,966	133,000	150,500	150,500
<b>OTHER FINANCING SOURCES:</b>				
Transfer from Econ Dev RT Fund	0	0	0	0
Transfer from Town Tourism RT Fund	0	0	0	0
Subtotal	0	0	0	0
<b>BEGINNING FUND BALANCE</b>				
Reserved				
Unreserved	572,812	661,791	524,351	524,351
<b>TOTAL BEGINNING FUND BALANCE</b>	572,812	661,791	524,351	524,351
Prior Period Adjustment(s)	0	0	0	0
Residual Equity Transfers	0	0	0	0
<b>TOTAL RESOURCES</b>	774,778	794,791	674,851	674,851
<b>EXPENDITURES:</b>				
Salaries	67,953	117,075	158,408	177,150
Employee Benefits	36,932	72,365	90,211	102,705
Services and Supplies	6,583	31,000	31,000	31,000
Capital Outlay	1,519	50,000	380,000	348,765
<b>Total Expenditures</b>	112,987	270,440	659,619	659,619
<b>OTHER USES:</b>				
CONTINGENCY (not to exceed 3% or total expenditures)	0	0	0	0
Operating Transfers Out (Schedule T)	0	0	0	0
<b>ENDING FUND BALANCE</b>				
Reserved				
Unreserved	661,791	524,351	15,232	15,232
<b>TOTAL ENDING FUND BALANCE</b>	661,791	524,351	15,232	15,232
<b>TOTAL COMMITMENTS &amp; FUND BALANCE</b>	774,778	794,791	674,851	674,851

Town of Pahrump

## SCHEDULE B

FUND - Business License Fund - 25268

<b><u>RESOURCES</u></b>	(1)	(2)	(3) (4) BUDGET YEAR ENDING 06/30/22	
	ACTUAL PRIOR YEAR ENDING 6/30/2020	ESTIMATED CURRENT YEAR ENDING 6/30/2021	TENTATIVE APPROVED	FINAL APPROVED
<b>REVENUES:</b>				
Charges for Services	9,341	10,000	10,000	10,000
Interest	8,868	50	100	100
Misc Revenue	0	0	0	0
Subtotal	18,209	10,050	10,100	10,100
<b>OTHER FINANCING SOURCES:</b>				
Transfer from General Fund	150,000	75,000	350,000	350,000
<b>BEGINNING FUND BALANCE</b>				
Reserved				
Unreserved	135,684	268,316	204,066	204,066
<b>TOTAL BEGINNING FUND BALANCE</b>	135,684	268,316	204,066	204,066
Prior Period Adjustment(s)				
Residual Equity Transfers				
<b>TOTAL RESOURCES</b>	303,893	353,366	564,166	564,166
<b>EXPENDITURES:</b>				
Salaries and Wages	8,170	20,000	15,000	15,000
Benefits	2,941	8,000	5,000	5,000
Services and Supplies	12,841	21,300	21,300	21,300
Capital Outlay	11,625	100,000	515,000	515,000
Total Expenditures	35,577	149,300	556,300	556,300
<b>OTHER USES:</b>				
CONTINGENCY (not to exceed 3% or total expenditures)	0	0	0	0
Operating Transfers Out (Schedule T)	0	0	0	0
<b>ENDING FUND BALANCE</b>				
Reserved				
Unreserved	268,316	204,066	7,866	7,866
<b>TOTAL ENDING FUND BALANCE</b>	268,316	204,066	7,866	7,866
<b>TOTAL COMMITMENTS &amp; FUND BALANCE</b>	303,893	353,366	564,166	564,166

## Town of Pahrump

## SCHEDULE B

FUND - Cemetery Fund - 25272

<b><u>RESOURCES</u></b>	(1)	(2)	(3) BUDGET YEAR ENDING 06/30/22	
	ACTUAL PRIOR YEAR ENDING 6/30/2020	ESTIMATED CURRENT YEAR ENDING 6/30/2021	TENTATIVE APPROVED	FINAL APPROVED
REVENUES:				
Charges for Services	4,601	5,000	5,000	5,000
Interest Income	6,291	50	500	500
Subtotal	10,892	5,050	5,500	5,500
OTHER FINANCING SOURCES:				
Transfer from General Fund	0	0	0	0
BEGINNING FUND BALANCE				
Reserved				
Unreserved	191,928	202,820	207,870	207,870
TOTAL BEGINNING FUND BALANCE	191,928	202,820	207,870	207,870
Prior Period Adjustment(s)	0	0	0	0
Residual Equity Transfers	0	0	0	0
TOTAL RESOURCES	202,820	207,870	213,370	213,370
EXPENDITURES:				
Services and Supplies	0	0	0	0
Capital Outlay	0	0	0	0
Total Expenditures	0	0	0	0
OTHER USES:				
CONTINGENCY (not to exceed 3% or total expenditures)	0	0	0	0
Operating Transfers Out (Schedule T)	0	0	0	0
ENDING FUND BALANCE				
Reserved				
Unreserved	202,820	207,870	213,370	213,370
TOTAL ENDING FUND BALANCE	202,820	207,870	213,370	213,370
TOTAL COMMITMENTS & FUND BALANCE	202,820	207,870	213,370	213,370

Town of Pahrump

## SCHEDULE B

FUND - Cemetery Perpetual Care Fund - 25273

<b><u>RESOURCES</u></b>	(1) ACTUAL PRIOR YEAR ENDING 6/30/2020	(2) ESTIMATED CURRENT YEAR ENDING 6/30/2021	(3) (4) BUDGET YEAR ENDING 06/30/22	
			TENTATIVE APPROVED	FINAL APPROVED
REVENUES:				
Room Taxes	196,057	117,033	174,000	174,000
PETT Grant	0	0	0	0
Fees	249,500	120,000	140,000	140,000
Interest	82,723	500	1,000	1,000
Subtotal	528,280	237,533	315,000	315,000
OTHER FINANCING SOURCES:				
Operating Transfer In - from Airport RT Fund	5,930	0	0	0
BEGINNING FUND BALANCE				
Reserved				
Unreserved	2,454,613	2,838,497	2,201,030	2,201,030
TOTAL BEGINNING FUND BALANCE	2,454,613	2,838,497	2,201,030	2,201,030
Prior Period Adjustment(s)	0	0	0	0
Residual Equity Transfers	0	0	0	0
TOTAL RESOURCES	2,988,823	3,076,030	2,516,030	2,516,030
EXPENDITURES:				
Salaries and Wages	10,506	20,000	20,000	20,000
Employee Benefits	2,647	10,000	10,000	10,000
Services & Supplies	39,996	95,000	95,000	95,000
Capital Outlay - Fairgrounds	97,177	750,000	2,375,000	2,375,000
Total Expenditures	150,326	875,000	2,500,000	2,500,000
OTHER USES:				
CONTINGENCY (not to exceed 3% or total expenditures)	0	0	0	0
Operating Transfers Out (Schedule T)	0	0	0	0
ENDING FUND BALANCE				
Reserved				
Unreserved	2,838,497	2,201,030	16,030	16,030
TOTAL ENDING FUND BALANCE	2,838,497	2,201,030	16,030	16,030
TOTAL COMMITMENTS & FUND BALANCE	2,988,823	3,076,030	2,516,030	2,516,030

Town of Pahrump

## SCHEDULE B

FUND - Room Tax Fairgrounds - 25414

<b><u>RESOURCES</u></b>	(1)	(2)	(3) (4) BUDGET YEAR ENDING 06/30/22	
	ACTUAL PRIOR YEAR ENDING 6/30/2020	ESTIMATED CURRENT YEAR ENDING 6/30/2021	TENTATIVE APPROVED	FINAL APPROVED
<b>REVENUES:</b>				
Grant Income	277,320	0	0	0
Interest Income	54,468	2,000	4,000	4,000
Proceeds from Asset Sales	4,178	0	0	0
<b>OTHER FINANCING SOURCES:</b>				
Transfer in General Fund	1,200,000	1,869,288	1,800,000	1,800,000
<b>BEGINNING FUND BALANCE</b>				
Reserved				
Unreserved	374,407	1,566,743	2,538,031	2,538,031
<b>TOTAL BEGINNING FUND BALANCE</b>				
Prior Period Adjustment(s)	0	0	0	0
Residual Equity Transfers	0	0	0	0
<b>TOTAL RESOURCES</b>	<b>1,910,373</b>	<b>3,438,031</b>	<b>4,342,031</b>	<b>4,342,031</b>
<b>EXPENDITURES:</b>				
Transfers Out - Ambul Fund	0	0	0	0
Capital Outlay	343,630	900,000	4,119,000	4,119,000
<b>Total Expenditures</b>	<b>343,630</b>	<b>900,000</b>	<b>4,119,000</b>	<b>4,119,000</b>
<b>OTHER USES:</b>				
CONTINGENCY (not to exceed 3% or total expenditures)	0	0	0	0
Operating Transfers Out (Schedule T)	0	0	0	0
<b>ENDING FUND BALANCE</b>				
Reserved				
Unreserved	1,566,743	2,538,031	223,031	223,031
<b>TOTAL ENDING FUND BALANCE</b>	<b>1,566,743</b>	<b>2,538,031</b>	<b>223,031</b>	<b>223,031</b>
<b>TOTAL COMMITMENTS &amp; FUND BALANCE</b>	<b>1,910,373</b>	<b>3,438,031</b>	<b>4,342,031</b>	<b>4,342,031</b>

## Town of Pahrump

## SCHEDULE B

FUND - Capital Project Fund - Regular - 25401

<b><u>RESOURCES</u></b>	(1)	(2)	(3) BUDGET YEAR ENDING 06/30/22	
	ACTUAL PRIOR YEAR ENDING 6/30/2020	ESTIMATED CURRENT YEAR ENDING 6/30/2021	TENTATIVE APPROVED	FINAL APPROVED
REVENUES:				
Intergovernmental from Nye County	40,230	30,000	30,000	30,000
Interest	1,620	200	400	400
Grants	0	0	0	0
Subtotal	41,850	30,200	30,400	30,400
OTHER FINANCING SOURCES:				
BEGINNING FUND BALANCE				
Reserved				
Unreserved	74,838	116,688	16,888	16,888
TOTAL BEGINNING FUND BALANCE	74,838	116,688	16,888	16,888
Prior Period Adjustment(s)	0	0	0	0
Residual Equity Transfers	0	0	0	0
TOTAL RESOURCES	116,688	146,888	47,288	47,288
EXPENDITURES:				
Capital Outlay	0	130,000	45,000	45,000
Total Expenditures	0	130,000	45,000	45,000
OTHER USES:				
Operating Transfers Out (Schedule T)	0	0	0	0
ENDING FUND BALANCE				
Reserved				
Unreserved	116,688	16,888	2,288	2,288
TOTAL ENDING FUND BALANCE	116,688	16,888	2,288	2,288
TOTAL COMMITMENTS & FUND BALANCE	116,688	146,888	47,288	47,288

Town of Pahrump

SCHEDULE B

FUND - Ad Valorem Capital Projects - 25402

(Part of Nye County Capital Projects)

<b><u>RESOURCES</u></b>	(1) ACTUAL PRIOR YEAR ENDING 6/30/2020	(2) ESTIMATED CURRENT YEAR ENDING 6/30/2021	(3) (4) BUDGET YEAR ENDING 06/30/22	
			TENTATIVE APPROVED	FINAL APPROVED
REVENUES:				
Rentals	2,686	1,000	1,000	1,000
Interest	1,825	100	100	100
Subtotal	4,511	1,100	1,100	1,100
OTHER FINANCING SOURCES:				
BEGINNING FUND BALANCE				
Reserved				
Unreserved	81,321	85,832	80,432	80,432
TOTAL BEGINNING FUND BALANCE	81,321	85,832	80,432	80,432
Prior Period Adjustment(s)	0	0	0	0
Residual Equity Transfers	0	0	0	0
TOTAL RESOURCES	85,832	86,932	81,532	81,532
EXPENDITURES:				
Capital Outlay	0	6,500	80,000	80,000
Total Expenditures	0	6,500	80,000	80,000
OTHER USES:				
CONTINGENCY (not to exceed 3% or total expenditures)	0	0	0	0
Operating Transfers Out (Schedule T)	0	0	0	0
ENDING FUND BALANCE				
Reserved				
Unreserved	85,832	80,432	1,532	1,532
TOTAL ENDING FUND BALANCE	85,832	80,432	1,532	1,532
TOTAL COMMITMENTS & FUND BALANCE	85,832	86,932	81,532	81,532

## Town of Pahrump

## SCHEDULE B

FUND - Arena Capital Projects Fund - 25411

<b><u>RESOURCES</u></b>	(1)	(2)	(3) (4) BUDGET YEAR ENDING 06/30/22	
	ACTUAL PRIOR YEAR ENDING 6/30/2020	ESTIMATED CURRENT YEAR ENDING 6/30/2021	TENTATIVE APPROVED	FINAL APPROVED
REVENUES:				
Fees and Charges	0	0	0	0
Other	0	0	0	0
Grants	0	0	0	0
Interest	1,670	100	200	200
Subtotal	1,670	100	200	200
OTHER FINANCING SOURCES:				
BEGINNING FUND BALANCE				
Reserved				
Unreserved	51,345	53,015	18,115	18,115
TOTAL BEGINNING FUND BALANCE	51,345	53,015	18,115	18,115
Prior Period Adjustment(s)	0	0	0	0
Residual Equity Transfers	0	0	0	0
Service Fund				
TOTAL RESOURCES	53,015	53,115	18,315	18,315
EXPENDITURES:				
Services and Supplies	0	5,000	5,000	5,000
Capital Outlay	0	30,000	10,000	10,000
Total Expenditures	0	35,000	15,000	15,000
OTHER USES:				
CONTINGENCY (not to exceed 3% or total expenditures)	0	0	0	0
Operating Transfers Out (Schedule T)	0	0	0	0
ENDING FUND BALANCE				
Reserved				
Unreserved	53,015	18,115	3,315	3,315
TOTAL ENDING FUND BALANCE	53,015	18,115	3,315	3,315
TOTAL COMMITMENTS & FUND BALANCE	53,015	53,115	18,315	18,315

Town of Pahrump

## SCHEDULE B

FUND - T.V. Construction Fund - Regular - 25412



<b>PROPRIETARY FUND</b> <b>Ambulance Enterprise</b>	(1)	(2)	(3) (4) BUDGET YEAR ENDING 06/30/22	
	ACTUAL PRIOR YEAR ENDING 6/30/2020	ESTIMATED CURRENT YEAR ENDING 6/30/2021	TENTATIVE APPROVED	FINAL APPROVED
<b>OPERATING REVENUE:</b>				
Ambulance Fees, Net of Contractual Agreements	3,582,243	3,407,250	4,095,319	4,095,319
GENT Program				610,000
<b>OPERATING EXPENSES:</b>				
Salaries and Wages	2,026,638	1,706,422	1,814,105	1,814,105
Employee Benefits	1,095,342	1,192,406	1,221,061	1,221,061
Services and Supplies	337,013	578,886	760,653	760,653
Capital Outlay	0	0	410,000	410,000
Bad Debts	363,316	410,000	400,000	400,000
Depreciation/Amortization	73,364	60,000	100,000	100,000
<b>Total Operating Expense</b>	<b>3,895,673</b>	<b>3,947,714</b>	<b>4,705,819</b>	<b>4,705,819</b>
<b>Operating Income or (Loss)</b>	<b>(313,430)</b>	<b>(540,464)</b>	<b>(610,500)</b>	<b>(500)</b>
<b>NONOPERATING REVENUES:</b>				
Grants	0	0	0	0
Interest	24,296	500	500	500
Miscellaneous Income	0	0	0	0
Grants/Subsidies To Be Obtained	0	0	0	0
Gain from the Sale of Fixed Assets	0	0	0	0
<b>Total Non-operating Revenues</b>	<b>24,296</b>	<b>500</b>	<b>500</b>	<b>500</b>
<b>NON-OPERATING EXPENSES:</b>				
<b>Total Non-operating Expenses</b>	<b>0</b>	<b>0</b>	<b>0</b>	<b>0</b>
<b>Net Income (loss) Before Operating Transfers</b>	<b>(289,134)</b>	<b>(539,964)</b>	<b>(610,000)</b>	<b>(0)</b>
<b>Operating Transfers (Schedule T):</b>				
in from General Fund	352,142	200,000	610,000	0
<b>Net Operating Transfers</b>	<b>352,142</b>	<b>200,000</b>	<b>610,000</b>	<b>0</b>
<b>NET INCOME</b>	<b>63,008</b>	<b>(339,964)</b>	<b>(0)</b>	<b>(0)</b>

Town of Pahrump

## SCHEDULE F-1 REVENUES, EXPENSES AND NET INCOME

## FUND - Ambulance Fund - 25520

<u>PROPRIETARY FUND</u>	(1)	(2)	(3) (4) BUDGET YEAR ENDING 06/30/22	
	ACTUAL PRIOR YEAR ENDING 6/30/2020	ESTIMATED CURRENT YEAR ENDING 6/30/2021	TENTATIVE APPROVED	FINAL APPROVED
<b>A. CASH FLOWS FROM OPERATING</b>				
ACTIVITIES:				
Cash Received from customers	3,195,537	3,407,250	4,095,319	4,705,319
Cash paid for salaries & employee benefits	(3,038,119)	(2,898,828)	(3,035,166)	(3,035,166)
Cash paid for services and supplies	(340,942)	(578,886)	(1,170,653)	(1,170,653)
a. Net cash provided by (or used for):				
operating activities	(183,524)	(70,464)	(110,500)	499,500
<b>B. CASH FLOWS FROM NONCAPITAL</b>				
FINANCING ACTIVITIES:				
1.) Miscellaneous	46,113	0	0	0
2.) Grants - Nye County	0	0	0	0
3.) Operating transfer in - <b>Net</b>	352,142	200,000	610,000	0
b. Net cash provided by (or used for):				
noncapital financing activities	398,255	200,000	610,000	0
<b>C. CASH FLOWS FROM CAPITAL</b>				
RELATED FINANCING ACTIVITIES:				
1.) Purchase of fixed assets	(385,181)	0	410,000	410,000
2.) Proceeds from sale of fixed assets	0		0	0
c. Net cash provided by (or used for):				
capital and related financing activities	(385,181)	0	410,000	410,000
<b>D. CASH FLOWS FROM INVESTING</b>				
ACTIVITIES:				
1.) Interest	24,396	500	500	500
d. Net cash provided by (or used in):				
investing activities	24,396	500	500	500
<b>NET INCREASE (DECREASE) in cash and cash equivalents (a+b+c+d)</b>	<b>(146,054)</b>	<b>130,036</b>	<b>910,000</b>	<b>910,000</b>
<b>CASH AND CASH EQUIVALENTS AT JULY 1, 20XX</b>	<b>1,478,213</b>	<b>1,332,159</b>	<b>1,462,195</b>	<b>1,462,195</b>
1.) Non - Restricted Cash				
2.) Restricted Cash				
<b>CASH AND CASH EQUIVALENTS AT JUNE 30, 20XX</b>	<b>1,332,159</b>	<b>1,462,195</b>	<b>2,372,195</b>	<b>2,372,195</b>

Town of Pahrump

## SCHEDULE F-2 STATEMENT OF CASH FLOWS

FUND - Ambulance - 25520

PROPRIETARY FUND Golf Course Enterprise	(1) ACTUAL PRIOR YEAR ENDING 6/30/2020	(2) ESTIMATED CURRENT YEAR ENDING 6/30/2021	(3) (4) BUDGET YEAR ENDING 06/30/22	
			TENTATIVE APPROVED	FINAL APPROVED
OPERATING REVENUE:				
Golf Course Fees, Net of Contractual Agreements	295,914	240,000	280,000	280,000
OPERATING EXPENSES:				
Salaries and Wages	97	15,000	15,000	15,000
Employee Benefits	64	6,500	6,500	6,500
Services and Supplies	445,801	300,000	300,000	300,000
Capital Outlay	0	14,000	400,000	400,000
Bad Debts	0	0	0	0
Depreciation/Amortization	4,694	25,000	25,000	150,000
Total Operating Expense	450,656	360,500	746,500	871,500
Operating Income or (Loss)	(154,742)	(120,500)	(466,500)	(591,500)
NONOPERATING REVENUES:				
Room Tax	98,104	120,000	87,000	120,000
Interest	12,771	500	500	500
Miscellaneous Income	0	0	0	0
Gain from the Sale of Fixed Assets	0	0	0	0
Total Non-operating Revenues	110,875	120,500	87,500	120,500
NON-OPERATING EXPENSES:				
Total Non-operating Expenses	0	0	0	0
Net Income (loss) Before Operating Transfers	(43,867)	0	(379,000)	(471,000)
Operating Transfers (Schedule T):				
Capital Contributions	0	0	0	0
in from Airport RT Fund	5,930	0	0	0
Net Operating Transfers	5,930	0	0	0
NET INCOME	(37,937)	0	(379,000)	(471,000)

## Town of Pahrump

## SCHEDULE F-1 REVENUES, EXPENSES AND NET INCOME

## FUND - Golf Course Fund - 25521

<u>PROPRIETARY FUND</u>	(1)	(2)	(3) (4) BUDGET YEAR ENDING 06/30/22	
	ACTUAL PRIOR YEAR ENDING 6/30/2020	ESTIMATED CURRENT YEAR ENDING 6/30/2021	TENTATIVE APPROVED	FINAL APPROVED
<b>A. CASH FLOWS FROM OPERATING</b>				
ACTIVITIES:				
Cash Received from customers	295,914	240,000	280,000	280,000
Cash paid for salaries & employee benefits	(161)	(21,500)	(21,500)	(21,500)
Cash paid for services and supplies	(451,253)	(300,000)	(300,000)	(300,000)
a. Net cash provided by (or used for):				
operating activities	(155,500)	(81,500)	(41,500)	(41,500)
<b>B. CASH FLOWS FROM NONCAPITAL</b>				
FINANCING ACTIVITIES:				
1.) Room Tax	100,626	120,000	87,000	87,000
2.) Misc Income	0	0	0	0
2.) Operating transfer in - <b>Net</b>	5,930	0	0	0
b. Net cash provided by (or used for):				
noncapital financing activities	106,556	120,000	87,000	87,000
<b>C. CASH FLOWS FROM CAPITAL</b>				
RELATED FINANCING ACTIVITIES:				
1.) Purchase of fixed assets	0	14,000	400,000	400,000
2.) Proceeds from sale of fixed assets	(74,385)	0	0	0
c. Net cash provided by (or used for):				
capital and related financing activities	(74,385)	14,000	400,000	400,000
<b>D. CASH FLOWS FROM INVESTING</b>				
ACTIVITIES:				
1.) Interest	12,077	500	500	500
d. Net cash provided by (or used in):				
investing activities	12,077	500	500	500
<b>NET INCREASE (DECREASE) in cash and cash equivalents (a+b+c+d)</b>	<b>(111,252)</b>	<b>53,000</b>	<b>446,000</b>	<b>446,000</b>
<b>CASH AND CASH EQUIVALENTS AT JULY 1, 20XX</b>	<b>450,498</b>	<b>339,246</b>	<b>392,246</b>	<b>392,246</b>
1.) Non - Restricted Cash				
2.) Restricted Cash				
<b>CASH AND CASH EQUIVALENTS AT JUNE 30, 20XX</b>	<b>339,246</b>	<b>392,246</b>	<b>838,246</b>	<b>838,246</b>

Town of Pahrump

## SCHEDULE F-2 STATEMENT OF CASH FLOWS

FUND - Golf Course - 25521

PROPRIETARY FUND OPEB Trust	(1)	(2)	(3) (4) BUDGET YEAR ENDING 06/30/22	
	ACTUAL PRIOR YEAR ENDING 6/30/2020	ESTIMATED CURRENT YEAR ENDING 6/30/2021	TENTATIVE APPROVED	FINAL APPROVED
OPERATING REVENUE:				
Revenue	87,500	107,500	107,500	107,500
OPERATING EXPENSES:				
Salaries and Wages				
Employee Benefits	33,996	47,500	47,500	47,500
Services and Supplies	0	0	0	0
Capital Outlay	0	0	0	0
Depreciation/Amortization	0	0	0	0
Total Operating Expense	33,996	47,500	47,500	47,500
Operating Income or (Loss)	53,504	60,000	60,000	60,000
NONOPERATING REVENUES:				
Interest	2,028	0	500	500
Total Non-operating Revenues	2,028	0	500	500
NON-OPERATING EXPENSES:				
Total Non-operating Expenses	0	0	0	0
Net Income (loss) Before Operating Transfers	55,532	60,000	60,500	60,500
Operating Transfers (Schedule T):				
in from General Fund - FY20 Expenses	0	0	0	0
in from General Fund - Pre-funding Future Years	0	0	0	0
Net Operating Transfers	0	0	0	0
NET INCOME	55,532	60,000	60,500	60,500

Town of Pahrump

SCHEDULE F-1 REVENUES, EXPENSES AND NET INCOME

FUND - OPEB Trust Fund - 25704

<u>PROPRIETARY FUND</u>	(1)	(2)	(3) (4) BUDGET YEAR ENDING 06/30/22	
	ACTUAL PRIOR YEAR ENDING 6/30/2020	ESTIMATED CURRENT YEAR ENDING 6/30/2021	TENTATIVE APPROVED	FINAL APPROVED
<b>A. CASH FLOWS FROM OPERATING</b>				
ACTIVITIES:				
Cash Received from customers	87,500	107,500	107,500	107,500
Cash paid for salaries & employee benefits	(33,996)	(47,500)	(47,500)	(47,500)
Cash paid for services and supplies	0	0	0	0
a. Net cash provided by (or used for):				
operating activities	53,504	60,000	60,000	60,000
<b>B. CASH FLOWS FROM NONCAPITAL</b>				
FINANCING ACTIVITIES:				
1.) Operating transfer in - Net	0	0	0	0
b. Net cash provided by (or used for):				
noncapital financing activities	0	0	0	0
<b>C. CASH FLOWS FROM CAPITAL</b>				
RELATED FINANCING ACTIVITIES:				
1.) Purchase of fixed assets	0	0	0	0
2.) Proceeds from sale of fixed assets	0	0	0	0
c. Net cash provided by (or used for):				
capital and related financing activities	0	0	0	0
<b>D. CASH FLOWS FROM INVESTING</b>				
ACTIVITIES:				
1.) Interest	2,028	0	500	500
d. Net cash provided by (or used in):				
investing activities	2,028	0	500	500
<b>NET INCREASE (DECREASE) in cash and cash equivalents (a+b+c+d)</b>	<b>55,532</b>	<b>60,000</b>	<b>60,500</b>	<b>60,500</b>
<b>CASH AND CASH EQUIVALENTS AT JULY 1, 20XX</b>	<b>0</b>	<b>55,532</b>	<b>115,532</b>	<b>115,532</b>
1.) Non - Restricted Cash				
2.) Restricted Cash				
<b>CASH AND CASH EQUIVALENTS AT JUNE 30, 20XX</b>	<b>55,532</b>	<b>115,532</b>	<b>176,032</b>	<b>176,032</b>

Town of Pahrump

## SCHEDULE F-2 STATEMENT OF CASH FLOWS

FUND - OPEB Trust - 25704

Transfer Schedule for Fiscal Year 2021-2022

		TRANSFERS IN			TRANSFERS OUT		
FUND TYPE		FROM FUND	PAGE	AMOUNT	TO FUND	PAGE	AMOUNT
<b>GENERAL FUND</b>					<b>GENERAL FUND</b>		
					Cemetery Fund	11	350,000
					Ambulance Fund	11	0
					General Fund Capital Project	11	1,800,000
					OPEB Trust Fund - FY20 Exp	11	0
					OPEB Trust Fund - Pre-funding Future Yrs	11	0
SUBTOTAL				0	SUBTOTAL		2,150,000
<b>SPECIAL REVENUE FUNDS</b>					<b>SPECIAL REVENUE FUNDS</b>		
Cemetery Fund		General	25	350,000	Fall Festival Fund		0
Tourism RT Fund		Econ Dev RT Fund	16	0	Econ Dev RT Fund	15	0
Parks RT Fund							0
SUBTOTAL				350,000	SUBTOTAL		0
<b>CAPITAL PROJECTS FUNDS</b>					<b>CAPITAL PROJECTS FUNDS</b>		
General Fund Capital Project		General	28	1,800,000			
SUBTOTAL				1,800,000	SUBTOTAL		0
<b>DEBT SERVICES FUND</b>					<b>DEBT SERVICES FUND</b>		
SUBTOTAL				0	SUBTOTAL		0
<b>ENTERPRISE FUNDS</b>					<b>ENTERPRISE FUNDS</b>		
Ambulance Fund		General	32	0	Ambulance Fund		
SUBTOTAL				0	SUBTOTAL		0
<b>TOTAL TRANSFERS</b>				<b>2,150,000</b>	<b>TOTAL TRANSFERS</b>		<b>2,150,000</b>

Town of Pahrump

Schedule T - Transfer Reconciliation (Operating and Residual Equity)

**LOBBYING EXPENSE ESTIMATE**

Pursuant to NRS 354.600 (3), **each** (emphasis added) local government budget must obtain a separate statement of anticipated expenses relating to activities designed to influence the passage or defeat of legislation in an upcoming legislative session.

*Nevada Legislature: 80th Session; February 4, 2019 to June 2019*

1. Activity: (NONE ANTICIPATED AT THIS TIME.)

2. Funding Source: N/A

3. Transportation \$ 0.00

4. Lodging and meals \$ 0.00

5. Salaries and Wages \$ 0.00

6. Compensation to lobbyists \$ 0.00

7. Entertainment \$ 0.00

8. Supplies, equipment & facilities; other personnel and services spent in Carson City \$ 0.00

**Total** \$ 0.00

Entity: TOWN OF PAHRUMP

Budget Fiscal Year 2021-2022

Lobbying Expense Estimate, Page 1      of   1



**SCHEDULE OF EXISTING CONTRACTS  
Budget Year 2021-2022**

**Local Government:** Town of Pahrump  
**Contact:** Savannah Rucker  
**E-mail Address:** [srucker@co.nye.nv.us](mailto:srucker@co.nye.nv.us)  
**Daytime Telephone:** (775) 751-6391

Total Number of Existing Contracts: 21

Line	Vendor	Effective Date of Contract	Termination Date of Contract	Proposed Expenditure FY 2020-2021	Proposed Expenditure FY 2021-22	Reason or need for contract:
<b>1</b>	<b><u>Fire Dept Contracts</u></b>					
2	Kevin Slaughter, DO	7/1/2008	open	12,000	12,000	Medical Director for Fire Dept
3	Tritech Software System	5/22/2013	open	1,000	1,000	Ambulance Billing & ePCR Software System - for historic records
4	Physio Control	1/29/2018	1/28/2023	26,436	26,436	Ambulance Billing & ePCR Software System
5	Health Services Integration	12/1/2020	open	100,000	190,000	Ambulance Billing Service
6	Xerox Corporation	10/21/2019	10/14/2024	1,719	1,719	Copier Lease - 5 yr contract
<b>7</b>	<b><u>Town Admin Contracts</u></b>					
8	Daniel C McArthur, LTD	7/1/2021	6/30/2022	30,000	30,000	Financial Auditor - estimate, new engagement letter each year
9	Downey Brand Attorneys LLP	5/14/2015	open	125,000	125,000	Legal Services - estimate, contract paid on hourly rates
10	Entertainment Concepts	4/6/2021	8/8/2021	7,000	7,000	Movies in the Park - estimate, new contract each year
11	Fisher & Phillips LLP	11/18/2015	open	15,000	15,000	Legal Services - estimate, contract paid on hourly rates
12	Francotyp Postalia Inc	11/17/2020	11/16/2025	486	486	Postage Meter Rental - 3 yr contract
13	GC Wallace Inc	7/17/2009	open			Engineering Services - new engagement letter per project - amounts unknown until projects approved
14	Mahannah & Associates, LLC	7/11/2016	open	10,000	10,000	Water Rights Engineer - estimate, contract paid on hourly rates
15	Pahrump Golf, LLC	11/6/2018	11/5/2023	66,000	69,000	Golf Course Management Services - 5 yr contract
16	Unifirst	12/24/2018	12/23/2023	1,147	1,204	Mat Service
17	Unifirst	12/24/2018	12/23/2023	928	974	Mops & Towel Service
18	Xerox Corporation	10/14/2019	10/13/2024	1,785	1,785	Copier Lease - 5 yr contract
19	Zambelli Fireworks	1/22/2020	1/22/2024	27,000	27,000	4th of July Fireworks - new contract to be negotiated for FY19-20
<b>20</b>	<b><u>Town Tourism Contracts</u></b>					
21	Francotyp Postalia Inc	10/31/2018	10/30/2021	468	468	Postage Meter Rental - 3 yr contract
22	Tourism Media Buy Contracts	7/1/2021	6/30/2022	125,000	125,000	Tourism media buys consists of various contracts with different advertising entities in any given year - new contracts each year
23	Xerox Corporation	10/21/2019	10/14/2024	1,574	1,574	Copier Lease - 5 yr contract
24						
25						
26						
27						
28						
29						
<b>30</b>	<b>Total Proposed Expenditures</b>			<b>552,543</b>	<b>645,647</b>	

Additional Explanations (Reference Line Number and Vendor):

**SCHEDULE OF PRIVATIZATION CONTRACTS**  
**Budget Year 2021 - 2022**

**Local Government:** Town of Pahrump  
**Contact:** Savannah Rucker  
**E-mail Address:** [srrucker@co.nye.nv.us](mailto:srrucker@co.nye.nv.us)  
**Daytime Telephone:** (775) 751-6391

Total Number of Privatization Contracts: 0

Line	Vendor	Effective Date of Contract	Termination Date of Contract	Duration (Months/ Years)	Proposed Expenditure FY 2021-22	Proposed Expenditure FY 2022-23	Position Class or Grade	Number of FTEs employed by Position Class or Grade	Equivalent hourly wage of FTEs by Position Class or Grade	Reason or need for contract:
1										
2										
3										
4										
5										
6										
7										
8	Total									

Attach additional sheets if necessary.